

4.33 The Discussion Forums



Denali's Discussion Forum module operates much like a traditional electronic Bulletin Board, with users posting topics and replying to tips or questions. Structurally, the module allows an unlimited number of Forums which then allow an unlimited number of Boards, Topics, and then Replies. The structure is basically as shown below:

Forums >
Boards >
Topics >
Replies

Users typically enter the module at the top level Forums and then drill-down to the Boards and Topics they have an interest in reading and perhaps adding new content.

Forum Name	Description	Owner	Date Started	Delete
Forum 1	Test	Jim H Smith	07-21-2008	
Forum 2	wewet	Jim H Smith	07-21-2008	
General Communications	This forum is for general communication.	Jim H Smith	07-22-2008	
Policies and Procedures	sdgsdgsd	Jim H Smith	07-21-2008	

Ready

At the top level new Forums can be created and deleted. The Forum level can also be expanded by clicking the expand icon on each Forum line to show any Boards which exist below that particular Forum.

Expand Icon

Forum Name
Forum 1
Forum 2
General Communications
Policies and Procedures

Board Name
Commercial Software





Messages are posted by date and time with the most recent appearing at the top of the list. The number of replies (if any) is shown next to each original message and replies can be viewed from the message window itself. The entire message board can be searched for text appearing in title of the messages themselves, and individual

My Forum Subscriptions: Jim H Smith			
Subscription Type	Board Name	Topic Title	Email Address
<input type="checkbox"/> Board	Commercial Software		support@domain.com
<input type="checkbox"/> Topic	Commercial Software	ASP.NET Applications	support@domain.com

Change page: < 1 > | Displaying page 1 of 1, items 1 to 2 of 2.

Public vs Private Boards

The originator of a new Board can designate the Board as either Public or Private. Private Boards are shown with a small lock icon as shown below, and the Board originator can add and delete names on an access control list.

Forums > Policies and Procedures	
Board Name	
	Business Solutions
	Commercial Software sgsdgs
	Internet Services 

Only users with names on the access control list will be able to enter the discussion forum for that particular Board.

It is recommended, however, that you use caution in using private Boards – and that you never put sensitive information on a Board that you would not want discovered. It is often too easy to overcome security schemes and have information be viewed by unauthorized individuals.

Member Security Settings:

For new Members, the Discussion module has 4 overall levels of Access Permissions as shown below:

Module	Access Permissions
Forums 	<input checked="" type="radio"/> No Access <input type="radio"/> Browse <input type="radio"/> Advanced <input type="radio"/> Admin

These 4 choices can be further defined in terms of the starting named security profiles, and their allowable actions as shown in the chart below:

33) Forum Module					
Access Permissions	No Access	Browse	Adv.	Admin	Admin
Profile Name	Guest	Assoc.	Basic & Advanced	Admin	Admin
View Boards /Topics	0	✓ 1	✓	✓	✓
Search Boards/Topics	0	✓ 1	✓	✓	✓
Create Topic			✓ 2	✓	✓
Reply to Topic			✓	✓	✓
Subscribe Boards/Topics			✓	✓	✓
Create Board				✓	✓ 3
Delete Board				✓	✓
Delete Topic				✓	✓
Check Topic as Complete				✓	✓
Create Forum				✓	✓
Delete Forum				✓	✓